



ABOMICS

Supporting medication decisions



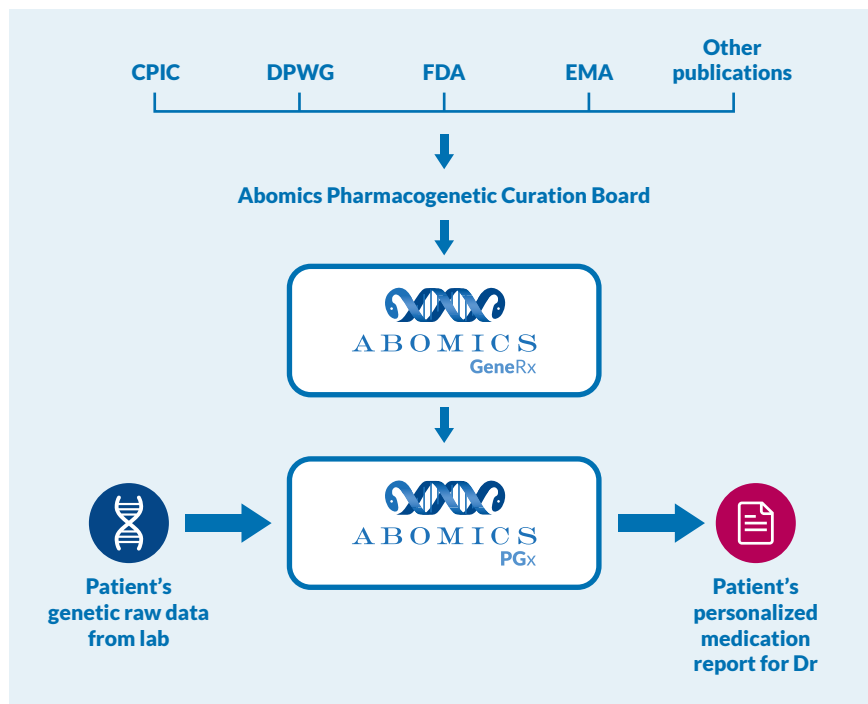
White Paper

Pharmacogenetics – precision medicine is available for your customers

Pharmacogenetics (PGx) is the science that combines genetics with pharmacology. Your genes impact how you react to a certain medicine. This is individual for all of us, and this science can be used to personalize the medication for patients as individuals.

Pharmacogenetics is disrupting medication decision-making

as the cost of genetic testing has dropped from thousands of euros to hundreds of euros. Scientific evidence shows that pharmacogenetics gives better clinical outcomes for the patient and better cost efficiency for society, particularly in treatment of depression^[1, 2] and geriatric polypharmacy^[3, 4]. Evidence is strong also in the treatment of coronary heart disease, thrombosis, and stroke. ^[5, 6]





About Abomics

Together with clinical laboratories, we at Abomics make pharmacogenetics an easy tool for doctors in their daily clinical work. Based on a blood test or a buccal swab sample, we provide doctors with a patient specific report that shows whether a specific medicine is suitable for the patient or not and how the dosage should be adjusted.

Abomics was founded in Finland in 2013 with the fundamental idea to translate research into personalized medication recommendations.

Abomics' Services

-  **Abomics PGx**
Pharmacogenetic interpretation service for clinical laboratories.
-  **Abomics GeneRx**
Pharmacogenetic database for integration with e.g. EHR, DSS, or Rx systems.

[1] Bousman, Chad A., et al. "Pharmacogenetic tests and depressive symptom remission: a meta-analysis of randomized controlled trials." *Pharmacogenomics* 20.01 (2019): 37-47.

[2] Perlis, Roy H., et al. "Pharmacogenetic testing among patients with mood and anxiety disorders is associated with decreased utilization and cost: A propensity-score matched study." *Depression and anxiety* 35.10 (2018): 946-952.

[3] Elliott, Lindsay S., et al. "Clinical impact of pharmacogenetic profiling with a clinical decision support tool in polypharmacy home health patients: A prospective pilot randomized controlled trial." *PloS one* 12.2 (2017): e0170905.

[4] Brixner, D., et al. "The effect of pharmacogenetic profiling with a clinical

decision support tool on healthcare resource utilization and estimated costs in the elderly exposed to polypharmacy." *Journal of medical economics* 19.3 (2016): 213-228.

[5] Magavern, Emma Forton, et al. "The role of pharmacogenomics in contemporary cardiovascular therapy: A position statement from the European Society of Cardiology Working Group on Cardiovascular Pharmacotherapy." *European Heart Journal-Cardiovascular Pharmacotherapy* 8.1 (2022): 85-99.

[6] Wang, Yongjun, et al. "Ticagrelor versus clopidogrel in CYP2C19 loss-of-function carriers with stroke or TIA." *New England Journal of Medicine* 385.27 (2021): 2520-2530.

How to implement pharmacogenetics in a laboratory?

Pharmacogenetic testing can involve either targeted genotyping of the most common function-affecting variants, or a sequencing approach more commonly used in variant discovery. While sequencing of the entire region of a gene can reveal rare variants in an individual, their interpretation is potentially problematic, leading to calls of unknown significance. Further, sequencing remains more expensive than genotyping. Targeted genotyping is commonly seen as the preferred approach for commercial pharmacogenetic testing.

In addition to detecting single nucleotide polymorphisms (SNP) and short insertion and deletion (indel) variants, testing for

deletions and insertions of whole genes are necessary for certain pharmacogenes. This is especially true for the detection of copy number variation (CNV) of CYP2D6. This approach is necessary to capture all variation in the gene's functionality.

Abomics PGx Interpretation Service can accommodate data from any genetic test, however, here we describe the most commonly used testing platforms and minimal technical requirements in order to help laboratories to initiate pharmacogenetic testing.

When you partner with us, you gain access to a wide range of PGx solutions and the vast expertise acquired from a decade of driving advancements in PGx.

List of recommended relevant genes

The following genes are deemed as highly relevant, either due to having a published dosing guideline or being mentioned in a drug label as a significant predictor of drug response or as a possible contraindication (for certain genotype carriers). Testing for these genes with genotyping (i.e. not sequencing) is appropriate (see information below concerning HLA genes).

Please refer to the document "Minimum allele selection for PGx panels" for a list of minimally required variants (variants with priority level 2 are the absolute minimum for each gene). Variant selection and prioritization are based on global and population-level allele frequencies, CPIC (Clinical Pharmacogenetics Implementation Consortium) guidelines, and on allele selection guidelines by the Association for Molecular Pathology for CYP2C19, CYP2C9 and CYP2D6.

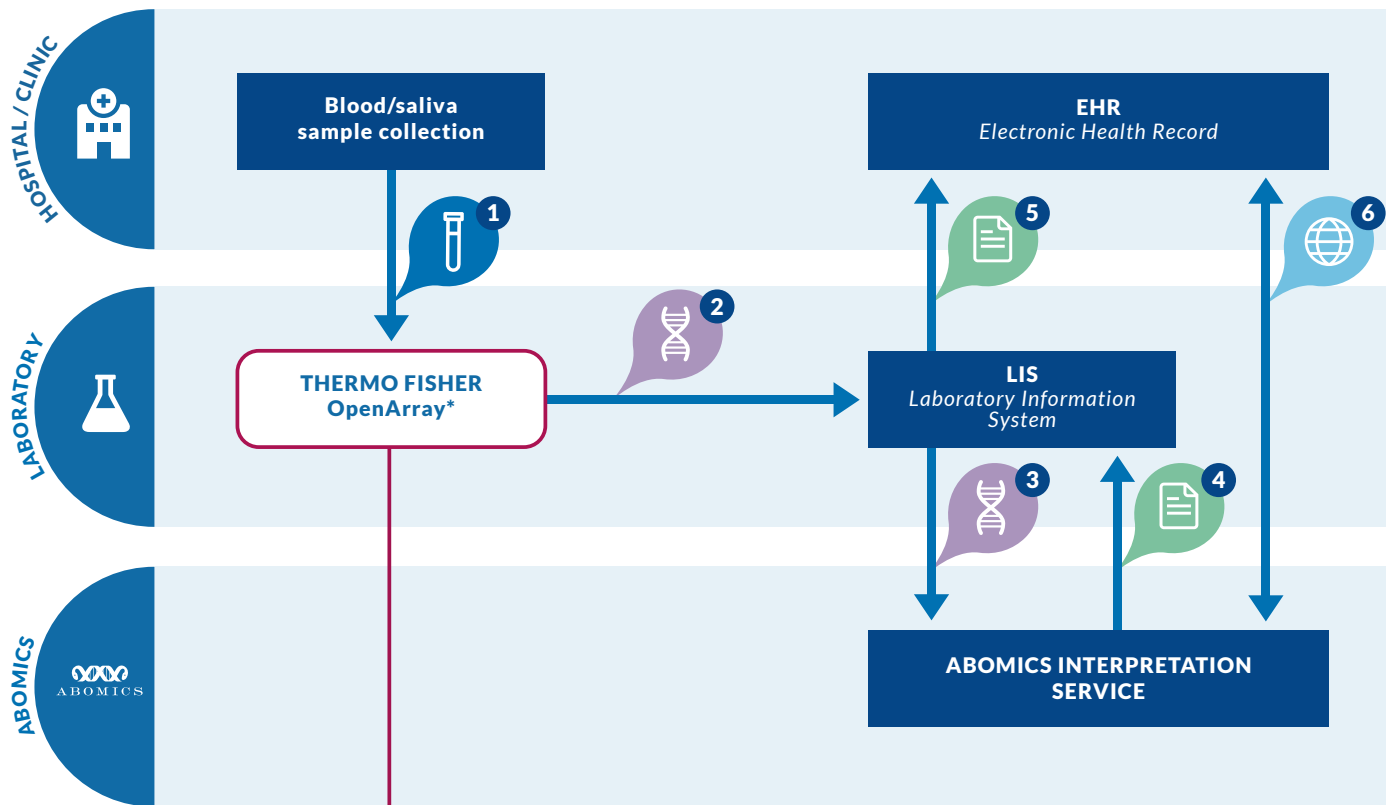
Tier 1 - Essential*	Tier 2 - Optional**
CYP2B6	BCHE
CYP2C19	F2
CYP2C9	NAT2
CYP2D6	
CYP3A5	
CYP4F2	
DPYD	
F5	
G6PD	
IFNL3	
NUDT15	
SLCO1B1	
TPMT	
UGT1A1	
VKORC1	

*Dosing guidelines published.

** Gene mentioned in a drug label with significant implications.

The following genes are highly relevant but are more disease-specific, have extremely rare variants or require special testing procedures and might not be usable in non-targeted testing. Noteworthy, the HLA genes are highly useful in pharmacogenetically guided drug prescribing but not currently recommended by Abomics to be interpreted with SNP genotyping only. Accurate testing of HLA genes requires a sequencing-based approach.

- CFTR
- CACNA1S
- HLA-A (genotype *3101)
- HLA-B (genotypes *1502, *5701, *5801)
- MT-RNR1
- RYR1



- 1 Blood/saliva sample
 - 2 Genetic raw data
 - 3 Genetic raw Data
- 4 Interpretation report
 - 5 Interpretation report
 - 6 Dr access to online up-to-date report (optional)

A Closer Look at Thermo Fisher Workflow

THERMO FISHER

TaqMan OpenArray PGx workflow*



Specimen processing

Buccal swab, saliva, or blood



Sample prep/ preamplification

Thermo Scientific™ KingFisher™ Flex System with Applied Biosystems™ MagMAX™ DNA Multi-Sample Ultra Kit



Sample loading

Applied Biosystems™ OpenArray™ AccuFill™ System



Real-time PCR

Applied Biosystems™ QuantStudio™ 12K Flex Real-Time PCR System

Drug metabolism enzyme (DME) assays run on OpenArray plates or 384-well plates



Analysis and reporting

Genotyping data: In-house laboratory information systems (LIS) or relative quantification application



Open Array PGx Workflow Overview from Thermo Fisher Scientific

The Thermo Fisher Scientific Open Array™ PGx Workflow takes less than 7 hours to complete. First, samples collected using approved methods (buccal swabs, saliva and/or blood), need to have the sample DNA isolated. This is performed by loading the samples onto a 96-well plate, before DNA extraction on the KingFisher Flex with MagMAX DNA Multi-Sample Ultra Kit. After less than two hours, the extracted DNA sample is then transferred to a 384-well plate with master mix and loaded into the AccuFill System. This system transfers the reactions to the OpenArray plate in approximately 20 minutes. Once the samples are in the OpenArray plates, the plates are sealed before cycling and imaging on the QuantStudio 12k Flex instrument. In four hours, the run is complete. Results can be reviewed, and further analysis performed with integrated genotyping Application software, available online. Total workflow time is about 7 hours per run,

but time from sample-to-first results is as low as 5 hours. Up to 3 runs can be completed per day – using 4 plates, the complete workflow enables up to 1,100 samples to be performed per day.

If a biomarker discovery approach is preferred, Thermo Fisher Scientific also offers next-generation sequencing (NGS)-based solutions for pharmacogenetic testing, under the brand name Ion AmpliSeq technology, using Ion Torrent NGS Systems (e.g. Ion GeneStudio S5). For translational research insight into 4,627 ADME genetic markers within 1,191 genes and select ADME gene copy number variants and HLA in one assay, PharmacoFocus Solution for genotyping on a microarray provides a robust solution that is both cost-effective and scalable to high throughput.



Supporting medication decisions



Visit our websites!

[THERMO FISHER PGX](#)

[ABOMICS](#)



info@abomics.fi



+358 2 454 2500



Tykistökatu 4 20520 Turku FINLAND

Follow us on Social Media!



© Abomics Oy 2022. Abomics, Abomics PGx, GeneRx, GeneAccount are registered or non-registered trademarks of Abomics Oy in various countries.

© 2022 Thermo Fisher Scientific Inc. All rights reserved. All trademarks are the property of Thermo Fisher Scientific and its subsidiaries unless otherwise specified. TaqMan is a registered trademark of Roche Molecular Systems, Inc., used under permission and license.

*Thermo Fisher Scientific Open Array PGx workflow is for Research Use Only. Not for Diagnostic Use

ABOMICS1001D 06/2022